

# NEEDS ASSESSMENT SURVEY SUMMARY

## STEUBENVILLE NORTH RESIDENT SURVEY

The Resident Needs Assessment Survey was completed July through September 2023 as part of the Steubenville Choice Neighborhood Plan. The survey was conducted at the Jefferson Metropolitan Housing Authority's John F. Kennedy Apartments and Elmer White Family Units properties (Target Housing Sites), which will be redesigned as part of the Housing Element of the Transformation Plan. At the time, there were 197 occupied units of the 206 total units owned and managed by JMHA at the property in the Steubenville North Neighborhood. 77% of the JMHA households at John F. Kennedy Apartments and Elmer White Family Units completed some or all of the survey.

Data collected through this survey will be utilized to create the Steubenville North Choice Neighborhood Plan, and shared with other partners to implement programs that will support the needs of residents. We recognize our Community Ambassadors, JMHA and City of Steubenville for their assistance with this effort, as well as all the residents who took time to complete the Survey.



# CHOICE NEIGHBORHOODS PLAN

---

51%

OF RESIDENTS HAVE HEARD ABOUT THE **CHOICE NEIGHBORHOOD PLAN**



RESIDENTS PREFER TO PARTICIPATE IN **AFTERNOON** MEETINGS

RESIDENTS PREFER TO PARTICIPATE IN MEETINGS ON **WEEKDAYS**



# RESIDENT PROFILE




**50%** OF RESIDENTS ARE **55+** YEARS OLD

**28%** OF HOUSEHOLD MEMBERS ARE **UNDER 18** YEARS OLD



**39%** IDENTIFY AS **AFRICAN AMERICAN**




**52%** IDENTIFY AS **WHITE**



**30%** **MALE**

**79%** ARE **SINGLE**

**62%** **FEMALE**



**65%** ARE **SINGLE PERSON** HOUSEHOLDS



**20%** IDENTIFY AS **VETERANS**

# INTERNET & BANKING ACCESS

---

**46%** **HAVE** INTERNET ACCESS AT HOME BY COMPUTER



**67%** OF RESIDENTS HAVE **INTERNET ACCESS BY SMARTPHONE**

THE GREATEST REPORTED BARRIER TO INTERNET ACCESS IS **COST**

**29%** ARE INTERESTED IN **DIGITAL LITERACY TRAINING**



**37%** OF RESIDENTS HAVE A **CHECKING OR SAVINGS ACCOUNT AT A BANK OR CREDIT UNION**

RESIDENTS WHO VOLUNTEER, VOLUNTEER AT **CHURCH / RELIGIOUS ORGANIZATIONS** AND **NON-PROFIT / COMMUNITY CENTERS**



# HOUSEHOLD REPORTED NEEDS


## HOUSEHOLD REPORTED NEEDS:



MENTAL HEALTH  
COUNSELING



PHYSICAL FITNESS /  
EXERCISE




BUDGETING /  
FINANCIAL LITERACY  
/ CREDIT REPAIR



SENIOR OR  
DISABILITY SERVICES  
/ CAREGIVER  
SUPPORT

## RESIDENTS ARE INTERESTED IN RECEIVING ASSISTANCE WITH:



1

TRANSPORTATION



2

HOUSEKEEPING



3

SHOPPING



4

MONEY  
MANAGEMENT

THE GREATEST REPORTED BARRIER TO ACCESS TO SUPPORTIVE SERVICES IS **AVAILABILITY OF SERVICES** FOLLOWED BY **TRANSPORTATION AND QUALITY OF SERVICES**

# HOUSING PREFERENCES

## AREAS OF THE HOME RESIDENTS LIKE THE BEST:



LIVING ROOM



BEDROOM



KITCHEN

## INDOOR COMMUNITY AREAS THAT ARE NEEDED:



GYM / FITNESS CENTER



COMMUNITY KITCHEN



SALON/ BARBER AREA



COMPUTER LAB



LAUNDRY ROOM

## OUTDOOR COMMUNITY AREAS THAT ARE NEEDED:



COMMUNITY GARDEN



SIDEWALKS AND CROSSWALKS



BBQ / PICNIC AREA



PLAYGROUND

**41%** OF RESIDENTS HAVE LIVED AT JOHN F. KENNEDY APARTMENTS OR ELMER WHITE FAMILY UNITS FOR **1-5 YEARS**



**75%** OF RESIDENTS ARE **SATISFIED** WITH THEIR LIVING ARRANGEMENTS

# HOUSING PREFERENCES



**AFFORDABILITY** IS THE MAIN REASON WHY RESIDENTS CHOOSE TO LIVE AT JOHN F. KENNEDY APARTMENTS OR ELMER WHITE FAMILY UNITS

**39%**

OF RESIDENTS HAVE LIVED IN **OTHER PUBLIC HOUSING SITES** BEFORE JOHN F. KENNEDY APARTMENTS OR ELMER WHITE FAMILY UNITS

**24%**

ARE INTERESTED IN **LIVING IN A UNIT** SPECIFICALLY DESIGNED FOR **SENIOR / DISABLED** RESIDENTS



**65%**

OF RESIDENTS ARE INTERESTED IN **RETURNING TO A RENOVATED UNIT**

**26%**

OF RESIDENTS **HAVE** CONSIDERED MOVING TO ANOTHER PART OF THE **CITY OF STEUBENVILLE**



**29%**

ARE INTERESTED IN BECOMING **HOMEOWNERS**

DURING REDEVELOPMENT, **29%** OF RESIDENTS WOULD LIKE TO BE RELOCATED TO A **PRIVATELY-OWNED UNIT WITH A SECTION 8 VOUCHER**

# NEIGHBORHOOD PROFILE

---

RESIDENTS RATED THE TOP STRENGTHS OF THEIR NEIGHBORHOOD AS FOLLOWS:



1

HOUSING  
AFFORDABILITY



2

PUBLIC  
TRANSPORTATION



3

LOCATION

THE MOST NEEDED THINGS IN THE NEIGHBORHOOD ARE:



1

GROCERY



2

PHARMACY



3

HEALTH CLINIC

RESIDENTS GET FOOD FOR THEIR HOUSEHOLDS FROM **GROCERY STORES** AND **DISCOUNT GROCERY STORES**





# EMPLOYMENT

54%

HAVE A HIGH SCHOOL  
**DIPLOMA /  
GED**



5%

ARE ENROLLED  
IN **COLLEGE /  
TECHNICAL /  
VOCATIONAL  
SCHOOL**

**RETIREMENT / SOCIAL SECURITY** IS  
THE MAIN SOURCE OF INCOME FOR RESIDENTS  
FOLLOWED BY FULL TIME JOBS



A RESIDENT'S **DISABILITY** IS THE MAIN BARRIER TO FINDING AND  
KEEPING A JOB FOLLOWED BY **TRANSPORTATION**

## TOP JOB SKILLS OF RESIDENTS:



1

HEALTH CARE



2

CUSTOMER  
SERVICE



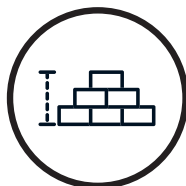
3

COMPUTER SKILLS



5

SERVICE / RETAIL  
INDUSTRY



4

BUILDING TRADES



6

HOSPITALITY

# CHILDCARE AND YOUTH

RESIDENTS WITH KIDS HAVE THE FOLLOWING CHILD CARE ARRANGEMENTS:



1

PRESCHOOL

2

HEADSTART PROGRAM

3

EARLY HEAD START PROGRAM

4

EARLY HEAD START PROGRAM

RESIDENTS WITH KIDS RANKED THE FOLLOWING YOUTH PROGRAMS IN ORDER OF NEED:



1

ARTS / MUSIC



2

AFTER SCHOOL PROGRAM



3

SPORTS / RECREATIONAL PROGRAM

# HEALTH

**50%** OF RESIDENTS HAVE **FAIR HEALTH**

**80%** HAVE HEALTH **INSURANCE**



**43%** OF RESIDENTS HAVE A **PHYSICAL OR MENTAL DISABILITY**



## TOP REPORTED MEDICAL CONDITIONS:

**HIGH BLOOD PRESSURE OR HYPERTENSION**



**DEPRESSION**

**25%** OF RESIDENTS EAT FRESH FRUITS OR VEGETABLES **ONCE A DAY**



THE **TRINITY FAMILY CARE CENTER** IS THE CLINIC OF CHOICE FOR RESIDENTS

**HEALTH CONDITIONS** AND **PHYSICAL DISABILITY** KEEP RESIDENTS FROM BEING MORE PHYSICALLY ACTIVE

# SAFETY & SECURITY




40%

FEEL **VERY SAFE** IN THE NEIGHBORHOOD DURING THE DAY

18%

FEEL **VERY SAFE** IN THE NEIGHBORHOOD AT NIGHT



66%

VIEW THE POLICE AS SOMEONE THEY **CAN CALL** WHEN THEY NEED ASSISTANCE

## CRIMES RESIDENTS HAVE EXPERIENCED IN THE NEIGHBORHOOD:



1

THEFT



2

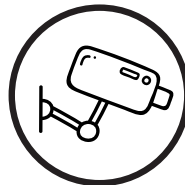
BULLYING

## TOP IMPROVEMENTS RESIDENTS FEEL WOULD MAKE THE COMMUNITY SAFER:



1

MORE FREQUENT / VISIBLE POLICE PATROL



2

BETTER SECURITY CAMERAS



3

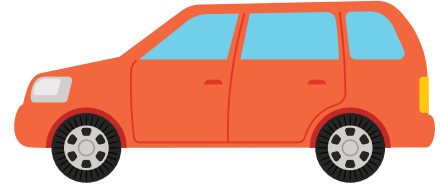
BETTER STREET LIGHTING

# TRANSPORTATION


---

16%

OF RESIDENTS REPORTED  
**NOT HAVING ACCESS** TO  
TRANSPORTATION



THE PRIMARY TYPES OF TRANSPORTATION RESIDENTS USE TO GET AROUND THE CITY ARE DRIVING THEIR **OWN VEHICLE** AND USING **PUBLIC TRANSPORTATION**




# OPEN SPACE

## TOP THREE RECREATION AREAS VISITED BY RESIDENTS:


**1** NORTH END PARK

**2** BELLEVIEW MUNICIPAL PARK

**3** BEATTY PARK



## TYPES OF PARK SPACES NEEDED IN THE STEUBENVILLE NORTH AREA:



**1**

COMMUNITY  
GARDENS /  
FARMS

**2**

POOL OR  
SPLASH PARK

**3**

ATHLETIC  
FIELDS

**4**

NATURE  
AREAS

**5**

PLAYGROUNDS