

NEEDS ASSESSMENT SURVEY SUMMARY

STEUBENVILLE NORTH RESIDENT SURVEY

The Resident Needs Assessment Survey was completed July through September 2023 as part of the Steubenville Choice Neighborhood Plan. The survey was conducted at the Jefferson Metropolitan Housing Authority's John F. Kennedy Apartments and Elmer White Family Units properties (Target Housing Sites), which will be redesigned as part of the Housing Element of the Transformation Plan. At the time, there were 197 occupied units of the 206 total units owned and managed by JMHA at the property in the Steubenville North Neighborhood. 81% of the JMHA households at John F. Kennedy Apartments and Elmer White Family Units completed some or all of the survey.

Data collected through this survey will be utilized to create the Steubenville North Choice Neighborhood Plan, and shared with other partners to implement programs that will support the needs of residents. We recognize our Community Ambassadors, JMHA and City of Steubenville for their assistance with this effort, as well as all the residents who took time to complete the Survey.



CHOICE NEIGHBORHOODS PLAN

48% OF RESIDENTS HAVE HEARD ABOUT THE **CHOICE NEIGHBORHOOD PLAN**



RESIDENTS PREFER TO PARTICIPATE IN **AFTERNOON** MEETINGS

RESIDENTS PREFER TO PARTICIPATE IN MEETINGS ON **WEEKDAYS**



RESIDENT PROFILE




51% OF RESIDENTS ARE **55+ YEARS OLD**

29% OF HOUSEHOLD MEMBERS ARE **UNDER 18 YEARS OLD**



37% IDENTIFY AS **AFRICAN AMERICAN**




54% IDENTIFY AS **WHITE**



32% **MALE**

78% ARE **SINGLE**

61% **FEMALE**



65% ARE **SINGLE PERSON HOUSEHOLDS**



19% IDENTIFY AS **VETERANS**

INTERNET & BANKING ACCESS

52% **DON'T HAVE**
INTERNET ACCESS
AT HOME BY
COMPUTER



66% OF RESIDENTS
HAVE **INTERNET**
ACCESS BY
SMARTPHONE

THE GREATEST REPORTED BARRIER
TO INTERNET ACCESS IS **COST**

28% ARE INTERESTED
IN **DIGITAL**
LITERACY
TRAINING



36% OF RESIDENTS HAVE A **CHECKING**
OR SAVINGS ACCOUNT AT A
BANK OR CREDIT UNION

59% RESIDENTS VOLUNTEER AT **CHURCH /**
RELIGIOUS ORGANIZATIONS AND **NON-**
PROFIT / COMMUNITY CENTERS



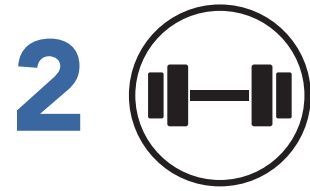
HOUSEHOLD REPORTED NEEDS

HOUSEHOLD REPORTED NEEDS:



1

MENTAL HEALTH
COUNSELING



2

PHYSICAL FITNESS /
EXERCISE



3

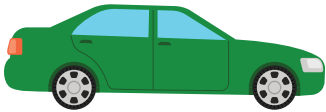
BUDGETING /
FINANCIAL LITERACY
/ CREDIT REPAIR



4

SENIOR OR
DISABILITY SERVICES
/ CAREGIVER
SUPPORT

RESIDENTS ARE INTERESTED IN RECEIVING ASSISTANCE WITH:



1

TRANSPORTATION



2

HOUSEKEEPING



3

SHOPPING



4

MONEY
MANAGEMENT

THE GREATEST REPORTED BARRIER TO ACCESS TO SUPPORTIVE SERVICES IS **AVAILABILITY OF SERVICES** FOLLOWED BY **TRANSPORTATION**

HOUSING PREFERENCES

AREAS OF THE HOME RESIDENTS LIKE THE BEST:



LIVING ROOM




BEDROOM



KITCHEN

INDOOR COMMUNITY AREAS THAT ARE NEEDED:



GYM / FITNESS CENTER



GAME ROOM



MOVIE ROOM

OUTDOOR COMMUNITY AREAS THAT ARE NEEDED:



COMMUNITY GARDEN



LIBRARY



BBQ / PICNIC AREA



SIDEWALKS AND CROSSWALKS

43% OF RESIDENTS HAVE LIVED AT JOHN F. KENNEDY APARTMENTS OR ELMER WHITE FAMILY UNITS FOR **1-5 YEARS**

73% OF RESIDENTS ARE **SATISFIED** WITH THEIR LIVING ARRANGEMENTS



HOUSING PREFERENCES



AFFORDABILITY IS THE MAIN REASON WHY RESIDENTS CHOOSE TO LIVE AT JOHN F. KENNEDY APARTMENTS OR ELMER WHITE FAMILY UNITS

40%

OF RESIDENTS HAVE LIVED IN **OTHER PUBLIC HOUSING SITES** BEFORE JOHN F. KENNEDY APARTMENTS OR ELMER WHITE FAMILY UNITS

28%

ARE INTERESTED IN **LIVING IN A UNIT** SPECIFICALLY DESIGNED FOR **SENIOR / DISABLED** RESIDENTS



70%

OF RESIDENTS ARE INTERESTED IN **RETURNING TO A RENOVATED UNIT**

30%

OF RESIDENTS **HAVE** CONSIDERED MOVING TO ANOTHER PART OF THE **CITY OF STEUBENVILLE**



31%

ARE INTERESTED IN BECOMING **HOMEOWNERS**

DURING REDEVELOPMENT, ABOUT **ONE-THIRD** OF RESIDENTS WOULD LIKE TO BE RELOCATED TO A **PRIVATELY-OWNED UNIT WITH A SECTION 8 VOUCHER**


NEIGHBORHOOD PROFILE

RESIDENTS RATED THE TOP STRENGTHS OF THEIR NEIGHBORHOOD AS FOLLOWS:



1

HOUSING
AFFORDABILITY



2

PUBLIC
TRANSPORTATION



3

LOCATION

THE MOST NEEDED THINGS IN THE NEIGHBORHOOD ARE:

1



GROCERY

2



PHARMACY

3



SIT-DOWN
RESTAURANT

4



BANK

RESIDENTS GET FOOD FOR THEIR HOUSEHOLDS FROM **GROCERY STORES** AND **DISCOUNT GROCERY STORES**



EMPLOYMENT

62% HAVE A HIGH SCHOOL **DIPLOMA / GED**



6% ARE ENROLLED IN **COLLEGE / TECHNICAL / VOCATIONAL SCHOOL**

RETIREMENT / SOCIAL SECURITY IS THE MAIN SOURCE OF INCOME FOR RESIDENTS FOLLOWED BY FULL TIME JOBS



A RESIDENT'S **DISABILITY** IS THE MAIN BARRIER TO FINDING AND KEEPING A JOB FOLLOWED BY **TRANSPORTATION**

TOP JOB SKILLS OF RESIDENTS:



1

HEALTH CARE



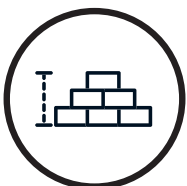
2

CUSTOMER SERVICE



3

COMPUTER SKILLS



4

BUILDING TRADES



5

SERVICE / RETAIL INDUSTRY



6

HOSPITALITY

CHILDCARE AND YOUTH

RESIDENTS WITH KIDS HAVE THE FOLLOWING CHILD CARE ARRANGEMENTS:



1

PRESCHOOL

2

HEADSTART PROGRAM

3

EARLY HEAD START PROGRAM

RESIDENTS WITH KIDS RANKED THE FOLLOWING YOUTH PROGRAMS IN ORDER OF NEED:



1

ARTS / MUSIC



2

AFTER SCHOOL PROGRAM



3

SPORTS / RECREATIONAL PROGRAM

HEALTH

49% OF RESIDENTS HAVE **FAIR HEALTH**

49% OF RESIDENTS HAVE A **PHYSICAL OR MENTAL DISABILITY**



83% HAVE HEALTH **INSURANCE**



TOP REPORTED MEDICAL CONDITIONS:

HIGH BLOOD PRESSURE OR HYPERTENSION



EXTREME STRESS OR ANXIETY

26% OF RESIDENTS EAT FRESH FRUITS OR VEGETABLES **ONCE A DAY**



THE **TRINITY FAMILY CARE CENTER** IS THE CLINIC OF CHOICE FOR RESIDENTS

HEALTH CONDITIONS AND **PHYSICAL DISABILITY** KEEP RESIDENTS FROM BEING MORE PHYSICALLY ACTIVE

SAFETY & SECURITY




42%

FEEL **VERY SAFE** IN THE NEIGHBORHOOD DURING THE DAY

19%

FEEL **VERY SAFE** IN THE NEIGHBORHOOD AT NIGHT



67%

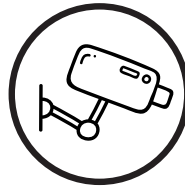
VIEW THE POLICE AS SOMEONE THEY **CAN CALL** WHEN THEY NEED ASSISTANCE

TOP IMPROVEMENTS RESIDENTS FEEL WOULD MAKE THE COMMUNITY SAFER:




1

MORE FREQUENT / VISIBLE POLICE PATROL



2

BETTER SECURITY CAMERAS



3

COMMUNITY POLICING

CRIMES RESIDENTS HAVE EXPERIENCED IN THE NEIGHBORHOOD:



1

THEFT



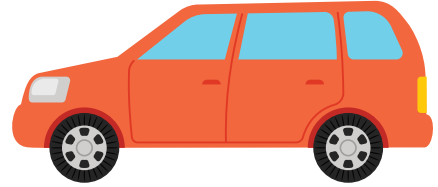
2

BULLYING


TRANSPORTATION

18%

OF RESIDENTS REPORTED
NOT HAVING ACCESS TO
TRANSPORTATION



RESIDENTS DRIVING THEIR **OWN VEHICLE** IS THE MOST USED
FORM OF GETTING AROUND THE CITY FOLLOWED BY **PUBLIC
TRANSPORTATION**




OPEN SPACE

TOP THREE RECREATION AREAS VISITED BY RESIDENTS:

1 NORTH END PARK

2 BELLEVIEW MUNICIPAL PARK

3 BEATTY PARK



TYPES OF PARK SPACES NEEDED IN THE STEUBENVILLE NORTH AREA:

1 
POOL OR SPLASH
PARK

2 
COMMUNITY
GARDENS / FARMS

3 
ATHLETIC FIELDS

4 
NATURE AREAS